


February Strip = Mountain Splendor

Make ??

There is No definite block to this pattern,
just continue making mountains in the strip and
stop when you reach your desired length.



Visualize Mountains in the distance.

Dark Green (triangles) for base of mountain.

Green to brown to tan to white for snow cap mountain top (nine patch).

Background fabric (triangles) for the top.

To make the 9-patch mountain center:

Cut 2 1/2" squares:

- (1) Dark brown/green
- (2) Med brownish
- (3) Med/Light Brown
- (2) Tan
- (1) White

Layout (see picture) & sew nine patch together.



Dark Green Triangles:

Cut a square 6 7/8"

Cut that square in half


Background Fabric:

Cut a square 6 7/8"


Cut that square in half

LAYOUT PIECES TO FORM STRIP (see picture above).


SEW on the Diagonal



Sew Background & Green Triangle.



Sew Background Triangle to 9-patch to Green Triangle.



Continue until desired length.
Last section will be Background & Green Triangle.

Sew sections together.