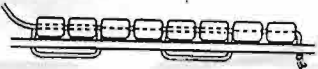



Beads - size 6 is larger than 11.

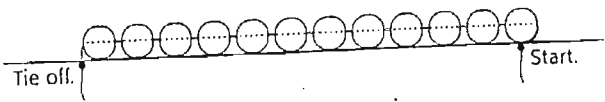
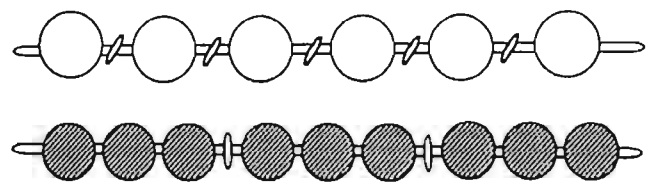
Fringe using any pattern of beads and a stopper bead.

One bead at a time, using the backstitch.




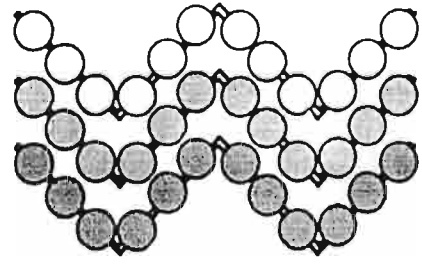
patterned fringe

Two or three beads at a time - backstitch.



Couching - use a second needle and thread to anchor a strand of beads.

Straightening and strengthening stitch.



Bead Embellishment on fabric / Sue Anne Iman